

KEDIA ADVISORY



DAILY BULLION REPORT

8 Sep 2025

- BULDEX
- GOLD
- SILVER



Kedia Stocks & Commodities Research Pvt. Ltd.

Research Advisory | White Labelling | Digital Marketing



BULDEX SNAPSHOT

Commodity	Expiry	Open	High	Low	Close	% Change
MCXBULDEX	23-Sep-25	24983.00	25333.00	24920.00	25064.00	0.61
MCXBULDEX	29-Oct-25	24989.00	25190.00	24989.00	25066.00	0.02

BULLION SNAPSHOT

Commodity	Expiry	Open	High	Low	Close	% Change
GOLD	3-Oct-25	106676.00	107807.00	106600.00	107728.00	1.23
GOLD	5-Dec-25	107713.00	108840.00	107636.00	108788.00	1.29
GOLDMINI	5-Sep-25	105948.00	108500.00	105601.00	105605.00	0.09
GOLDMINI	3-Oct-25	106661.00	107682.00	106410.00	107605.00	1.22
SILVER	5-Dec-25	123500.00	126081.00	123500.00	124697.00	0.63
SILVER	5-Mar-26	125899.00	127450.00	125311.00	126059.00	0.56
SILVERMINI	28-Nov-25	124259.00	125899.00	123750.00	124549.00	-0.25
SILVERMINI	27-Feb-26	125690.00	127300.00	125200.00	125970.00	0.53

OPEN INTEREST SNAPSHOT

Commodity	Expiry	% Change	% Oi Change	Oi Status
MCXBULDEX	23-Sep-25	0.61	-2.40	Short Covering
MCXBULDEX	29-Oct-25	0.02	0.00	Short Covering
GOLD	3-Oct-25	1.23	2.03	Fresh Buying
GOLD	5-Dec-25	1.29	3.61	Fresh Buying
GOLDMINI	5-Sep-25	0.09	-15.95	Short Covering
GOLDMINI	3-Oct-25	1.22	4.30	Fresh Buying
SILVER	5-Dec-25	0.63	-4.03	Short Covering
SILVER	5-Mar-26	0.56	1.37	Fresh Buying
SILVERMINI	28-Nov-25	0.61	-0.25	Short Covering
SILVERMINI	27-Feb-26	0.59	0.53	Fresh Buying

INTERNATIONAL BULLION SNAPSHOT

Commodity	Open	High	Low	Close	% Change
Gold \$	3592.07	3596.56	3586.95	3591.19	0.17
Silver \$	41.00	41.01	40.76	40.86	-0.59

RATIOS

Ratio	Price	Ratio	Price	Ratio	Price
Gold / Silver Ratio	86.39	Silver / Crudeoil Ratio	22.89	Gold / Copper Ratio	120.09
Gold / Crudeoil Ratio	19.78	Silver / Copper Ratio	139.01	Crudeoil / Copper Ratio	6.07

Important levels for Jewellery/Bullion Dealers



Booking Price for Sellers	Booking Price for Buyers
108038.00	107418.00
108248.00	107208.00



Booking Price for Sellers	Booking Price for Buyers
125417.00	123977.00
126177.00	123217.00



Booking Price for Sellers	Booking Price for Buyers
88.36	88.00
88.58	87.78

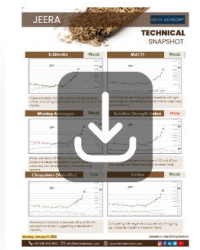




Booking Price for Sellers	Booking Price for Buyers
3605.90	3580.60
3618.80	3567.70



Booking Price for Sellers	Booking Price for Buyers
41.17	40.35
41.48	40.04

Click here for download Kedia Advisory **Special Research** Reports



Technical Snapshot



Be Cautious, correction due. Important resistance at 108800 while Support at 104800.

Observations

Gold trading range for the day is 106175-108585.

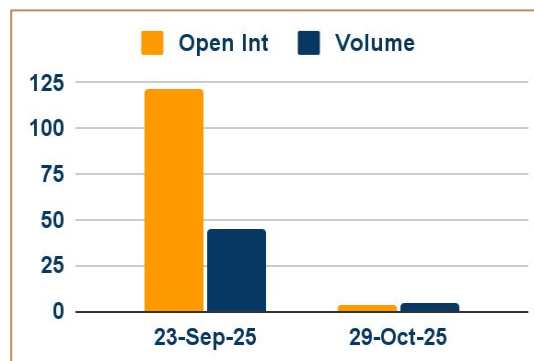
Gold jumped to a fresh record high of 1,07,800 after a weaker-than-expected US jobs report.

Prices were supported by concerns over the Fed's independence, heightened political risks

The US economy added just 22K jobs in August, well below forecasts of 75K.

Several Fed officials said labour market worries continue to animate their beliefs that rate cuts are imminent

OI & Volume



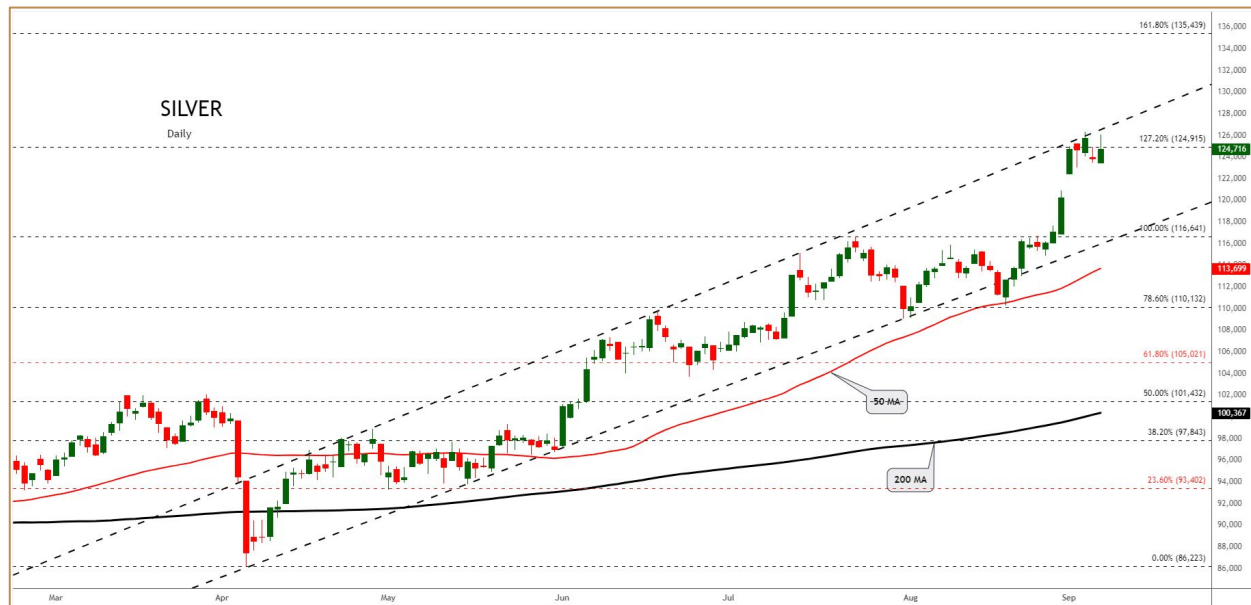
Spread

GOLD DEC-OCT	1060.00
GOLDMINI OCT-SEP	2000.00

Trading Levels

Commodity	Expiry	Close	R2	R1	PP	S1	S2
GOLD	3-Oct-25	107728.00	108585.00	108160.00	107380.00	106955.00	106175.00
GOLD	5-Dec-25	108788.00	109625.00	109205.00	108420.00	108000.00	107215.00
GOLDMINI	5-Sep-25	105605.00	109470.00	107540.00	106570.00	104640.00	103670.00
GOLDMINI	3-Oct-25	107605.00	108500.00	108050.00	107230.00	106780.00	105960.00
Gold \$		3591.19	3601.61	3597.05	3592.00	3587.44	3582.39

Technical Snapshot



Be Cautious, correction due. Important resistance at 127200 while Support at 121400.

Observations

Silver trading range for the day is 122180-127340.

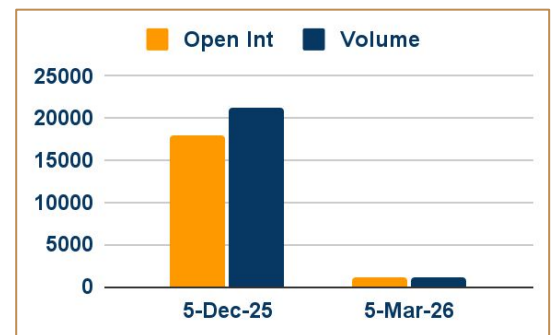
Silver climbed as falling real yields and a softer dollar after weaker than expected US jobs data.

Safe-haven demand also underpinned prices amid concerns over Fed independence, trade frictions, and geopolitical tensions.

Indian retail investment demand remains strong, posting a 7% year-over-year gain over the first six months of 2025.

Markets are pricing in nearly 100% odds of a 25 basis point cut on September 17.

OI & Volume



Spread

SILVER MAR-DEC	1362.00
SILVERMINI FEB-NOV	1421.00

Trading Levels

Commodity	Expiry	Close	R2	R1	PP	S1	S2
SILVER	5-Dec-25	124697.00	127340.00	126020.00	124760.00	123440.00	122180.00
SILVER	5-Mar-26	126059.00	128415.00	127240.00	126275.00	125100.00	124135.00
SILVERMINI	28-Nov-25	124549.00	126885.00	125720.00	124735.00	123570.00	122585.00
SILVERMINI	27-Feb-26	125970.00	128255.00	127110.00	126155.00	125010.00	124055.00
Silver \$		40.86	41.13	41.00	40.88	40.75	40.63

Gold prices jumped to a fresh record high of 1,07,800 after a weaker-than-expected US jobs report boosted bets on Federal Reserve rate cuts. The US economy added just 22K jobs in August, well below forecasts of 75K, while the unemployment rate climbed to 4.3%, the highest since 2021 and in line with expectations. The data underscored a cooling labor market and reinforced expectations that the Fed will cut rates later this month, with markets now pricing in about 66bps of easing for 2025. Prices were supported not only by rate-cut bets but also by concerns over the Fed's independence, heightened political risks, and a steepening yield curve amid inflation concerns.

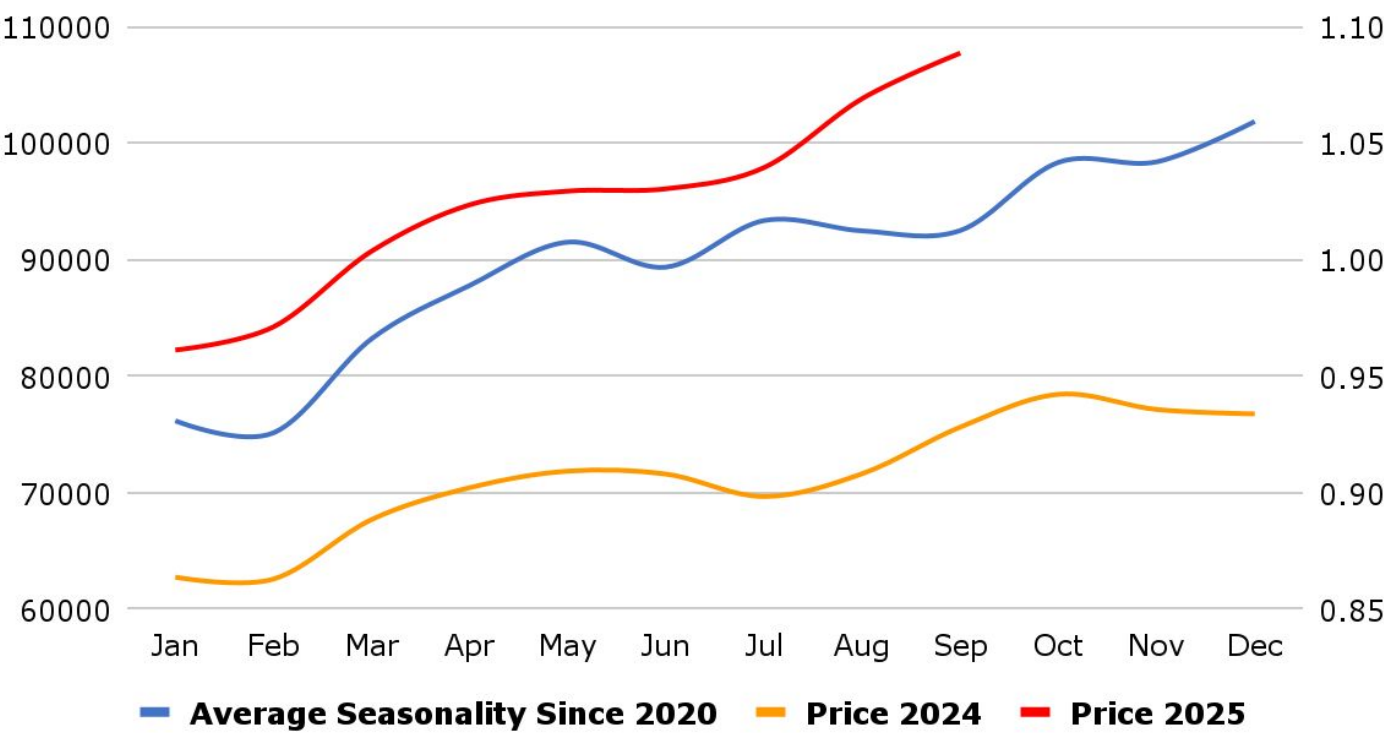
ASIA GOLD – Record prices stifle activity in top hubs; China, India flip to discount - Demand for physical gold in major Asian hubs dropped due to record high prices, prompting dealers in top consumers China and India to offer steep discounts to attract buyers. Indian dealers offered a discount of up to \$12 per ounce over official domestic prices, compared to last week's premium of up to \$4. In China, dealers offered discounts of \$12-\$16 per ounce this week over the global benchmark spot price. Last week, gold was sold at par to a \$5 premium per ounce. In Hong Kong, gold was sold at par to a premium of \$1.60, while in Singapore, gold traded between at-par prices and a \$2.20 premium. In Japan, bullion was sold at a discount of \$0.50 to a \$0.50 premium over spot prices.

China's central bank buys gold in August for 10th month in a row - China's central bank added gold to its reserves in August, extending purchases of bullion into a 10th straight month, official data showed. China's gold reserves stood at 74.02 million fine troy ounces at the end of August, up from 73.96 million at the end of July. They were valued at \$253.84 billion, up from \$243.99 billion at the end of the previous month, according to data released by the central bank. Demand for physical gold in the world's largest producer, which is also a top consumer of the metal, was weak, due to high prices, with dealers offering discounts over the global benchmark to attract buyers.

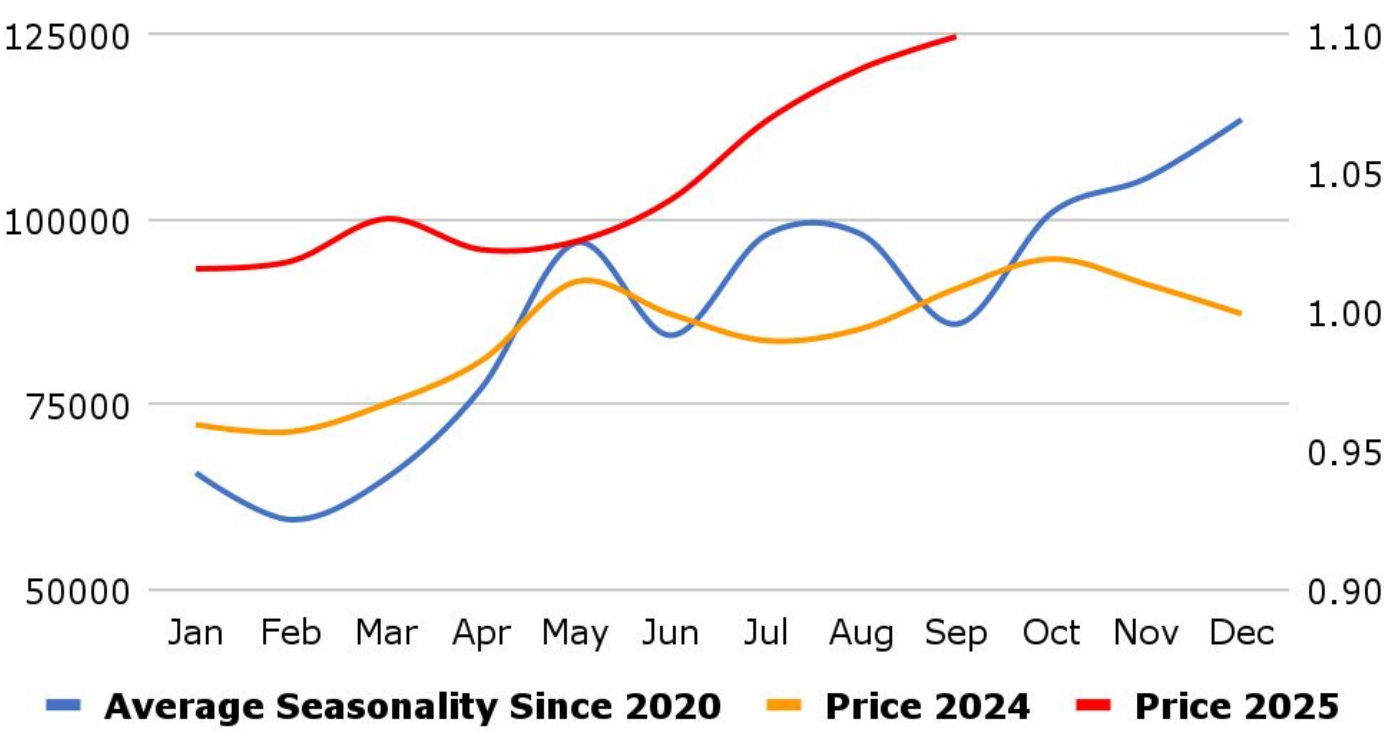
The US has slapped tariffs on imports of one-kilo gold bars, in a move that threatens to upend the global bullion market and deal a fresh blow to Switzerland, the world's largest refining hub. The Customs Border Protection agency said one-kilo and 100-ounce gold bars should be classified under a customs code subject to levies, according to a so-called ruling letter dated July 31, which was seen by the Financial Times. Ruling letters are used by the US to clarify its trade policy. One-kilo bars are the most common form traded on Comex, the world's largest gold futures market, and comprise the bulk of Switzerland's bullion exports to the US. Switzerland exported \$61.5bn of gold to the US over the 12 months ending in June. That same volume would now be subject to an additional \$24bn in tariffs under Switzerland's 39 per cent tariff rate, which went into effect on Thursday.

India's gold demand to hit 5 – year low as record prices dent jewellery sales, WGC says - India's gold consumption in 2025 is set to fall to a five-year low, as record-high prices are denting jewellery purchases, overshadowing a slight boost in investment demand, the World Gold Council said. Gold demand in the world's second-biggest consumer of the precious metal could stand between 600 metric tons and 700 metric tons in 2025, the lowest since 2020, and down from last year's 802.8 tons, Sachin Jain, CEO of WGC's Indian operations, told. Demand could reach 700 tons if prices stabilise, but a 10%–15% price rise driven by geopolitical factors may pull it down to the lower end of the range, he said. India's gold consumption in the April-to-June quarter fell 10% from a year ago to 134.9 tons, as jewellery demand fell 17% while investment demand rose 7% in the quarter, the WGC said. Demand in the September quarter is expected to be lower than last year's 248.3 tons, when New Delhi's move to reduce import duties boosted purchases, Jain said. "Gold ETFs in India are at a very important cusp for growth, and as India becomes more digitised, they are gaining popularity and prominence," he said.

MCX Gold Seasonality



MCX Silver Seasonality



USDINR Seasonality



Weekly Economic Data

Date	Curr.	Data
Sep 8	EUR	German Industrial Production m/m
Sep 8	EUR	German Trade Balance
Sep 8	EUR	Sentix Investor Confidence
Sep 9	USD	Consumer Credit m/m
Sep 9	EUR	French Industrial Production m/m
Sep 9	EUR	German 10-y Bond Auction
Sep 9	USD	NFIB Small Business Index
Sep 9	EUR	German Buba President Speaks
Sep 10	USD	API Weekly Statistical Bulletin
Sep 10	EUR	Italian Industrial Production m/m
Sep 10	USD	Core PPI m/m
Sep 10	USD	PPI m/m
Sep 10	USD	Final Wholesale Inventories m/m

Date	Curr.	Data
Sep 11	EUR	Monetary Policy Statement
Sep 11	USD	Core CPI m/m
Sep 11	USD	CPI m/m
Sep 11	USD	CPI y/y
Sep 11	USD	Unemployment Claims
Sep 11	EUR	ECB Press Conference
Sep 11	USD	Natural Gas Storage
Sep 11	USD	30-y Bond Auction
Sep 11	USD	Federal Budget Balance
Sep 12	EUR	German Final CPI m/m
Sep 12	EUR	French Final CPI m/m
Sep 12	EUR	Italian Quarterly Unemployment
Sep 12	EUR	German Buba President Speaks

This Report is prepared and distributed by Kedia Stocks & Commodities Research Pvt Ltd. Our SEBI REGISTRATION NUMBER - INH000006156. for information purposes only. The recommendations, if any, made herein are expressions of views and/or opinions and should not be deemed or construed to be neither advice for the purpose of purchase or sale through KSCRPL nor any solicitation or offering of any investment /trading opportunity. These information/opinions/ views are not meant to serve as a professional investment guide for the readers. No action is solicited based upon the information provided herein. Recipients of this Report should rely on information/data arising out of their own investigations. Readers are advised to seek independent professional advice and arrive at an informed trading/investment decision before executing any trades or making any investments. This Report has been prepared on the basis of publicly available information, internally developed data and other sources believed by KSCRPL to be reliable. KSCRPL or its directors, employees, affiliates or representatives do not assume any responsibility for or warrant the accuracy, completeness, adequacy and reliability of such information/opinions/ views. While due care has been taken to ensure that the disclosures and opinions given are fair and reasonable, none of the directors, employees, affiliates or representatives of KSCRPL shall be liable for any direct, indirect, special, incidental, consequential, punitive or exemplary damages, including lost profits arising in any way whatsoever from the information/opinions/views contained in this Report. The possession, circulation and/or distribution of this Report may be restricted or regulated in certain jurisdictions by appropriate laws. No action has been or will be taken by KSCRPL in any jurisdiction (other than India), where any action for such purpose (s) is required. Accordingly, this Report shall not be possessed, circulated and/ or distributed in any such country or jurisdiction unless such action is in compliance with all applicable laws and regulations of such country or jurisdiction. KSCRPL requires such a recipient to inform himself about and to observe any restrictions at his own expense, without any liability to KSCRPL. Any dispute arising out of this Report shall be subject to the exclusive jurisdiction of the Courts in India.

KEDIA ADVISORY**KEDIA STOCKS & COMMODITIES RESEARCH PVT LTD****Mumbai, India****SEBI REGISTRATION NUMBER - INH000006156****For more details, please contact: +91 93234 06035 / 96195 51022****Email: info@kediaadvisory.com****Regd.Off.: 1, 2, 3 & 4, 1st Floor, Tulip Bldg, Flower Valley Complex, Khadakpada Circle,
Kalyan-(W), Mumbai-421301**